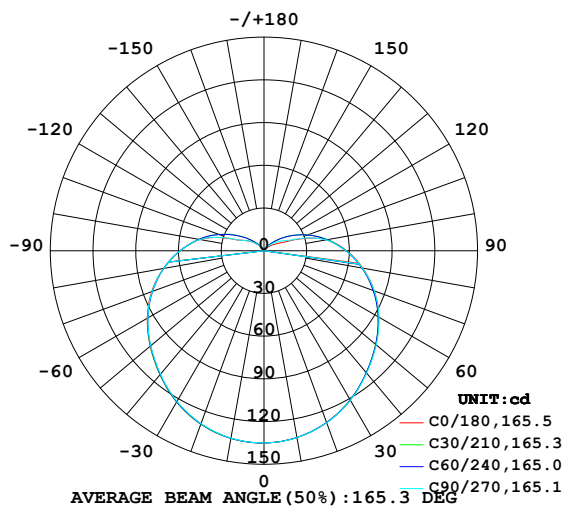


LUMINAIRE PHOTOMETRIC TEST REPORT

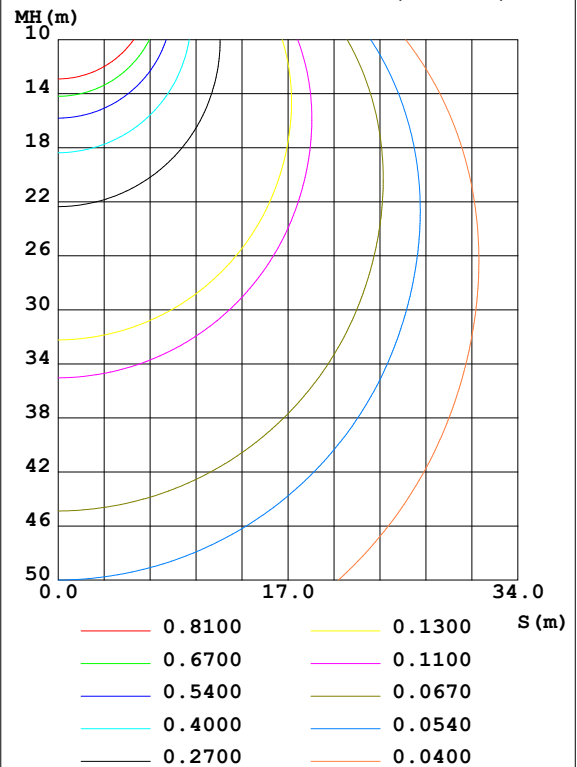
Test:U:120.00V I:0.0640A P:7.5400W PF:0.9810 Freq:60.00Hz Lamp Flux:733.455x1 lm		
NAME:	TYPE:	WEIGHT:
SPEC.:3000K	DIM.:	SERIAL No.:
MFR.:	SUR.: ϕ 140*70mm	Shielding Angle:

DATA OF LAMP		PHOTOMETRIC DATA Eff: 97.28 lm/W			
MODEL	NS-FM-8W-B	I _{max} (cd)	135.0	S/MH (C0/180)	1.36
NOMINAL POWER (W)	8	LOR (%)	100.0	S/MH (C90/270)	1.35
RATED VOLTAGE (V)	120	TOTAL FLUX (lm)	733.46	η UP, DN (C0-180)	9.5, 40.2
NOMINAL FLUX (lm)	733.455	CIE CLASS	SEMI-D.	η UP, DN (C180-360)	9.7, 40.6
LAMPS INSIDE	1	η up (%)	19.2	CIBSE SHR NOM	1.50
TEST VOLTAGE (V)	120	η down (%)	80.8	CIBSE SHR MAX	1.55

LUMINOUS INTENSITY DISTRIBUTION DIAGRAM



C0 PLANE ISOLUX DIAGRAM (UNIT:lx)



C Range: 0 - 360DEG
C Interval: 15.0DEG
Test Speed: HIGH
Temperature:25.3DEG
Operators:Qin Meng
Test Date:2025-06-27

γ Range: 0 - 180DEG
 γ Interval: 1.0DEG
Test System:EVERFINE GO-2000B_V1 SYSTEM V2.00.421
Humidity:65.0%
Test Distance:7.390m [K=1.0000]
Remarks:

ZONAL FLUX DIAGRAM

ZONAL FLUX DIAGRAM:

γ	C0	C45	C90	C135	C180	C225	C270	C315	γ	Φ zone	Φ total	%lum, lamp
10	133.2	133.2	133.2	133.5	133.8	133.8	133.6	133.3	0- 10	12.81	12.81	1.75,1.75
20	128.5	128.4	128.6	129.1	129.6	129.5	129.2	128.8	10- 20	37.19	50.00	6.82,6.82
30	121.1	121.1	121.3	122.0	122.6	122.5	122.2	121.6	20- 30	58.02	108.0	14.7,14.7
40	111.9	111.8	112.1	112.9	113.6	113.3	113.1	112.5	30- 40	73.59	181.6	24.8,24.8
50	102.7	102.4	102.9	103.6	104.3	103.9	103.8	103.1	40- 50	83.51	265.1	36.1,36.1
60	93.11	92.58	93.17	93.58	94.61	94.09	94.16	93.31	50- 60	88.29	353.4	48.2,48.2
70	82.45	81.73	82.43	82.59	83.92	83.18	83.56	82.57	60- 70	87.50	440.9	60.1,60.1
80	70.39	69.96	70.03	70.63	71.58	71.35	71.43	70.91	70- 80	81.23	522.1	71.2,71.2
90	58.05	57.68	57.42	58.14	58.84	58.85	58.91	58.67	80- 90	70.44	592.6	80.8,80.8
100	44.62	45.23	44.24	45.51	45.57	46.21	45.81	46.19	90-100	56.75	649.3	88.5,88.5
110	22.67	33.14	24.29	33.26	24.85	33.93	25.31	33.74	100-110	40.02	689.4	94,94
120	9.524	21.84	13.78	21.67	14.27	22.29	14.30	21.90	110-120	23.69	713.0	97.2,97.2
130	4.950	12.16	7.970	11.87	8.449	12.42	8.724	12.46	120-130	12.55	725.6	98.9,98.9
140	3.047	5.764	3.934	5.437	4.271	5.745	4.339	5.560	130-140	5.518	731.1	99.7,99.7
150	1.444	2.259	1.468	1.956	1.643	2.156	1.618	1.479	140-150	1.982	733.1	99.9,99.9
160	0.0005	0.1126	0	0	0	0.0011	0	0	150-160	0.3693	733.5	100,100
170	0	0	0	0	0	0	0	0	160-170	0.0002	733.5	100,100
180	0	0	0	0	0	0	0	0	170-180	0	733.5	100,100
DEG	LUMINOUS INTENSITY:cd									UNIT:lm		

Conical surface Flux(90deg): 222.44 lm

%lum = 30.3%

%lamp = 30.3%

Conical surface Flux(120deg): 353.41 lm

%lum = 48.2%

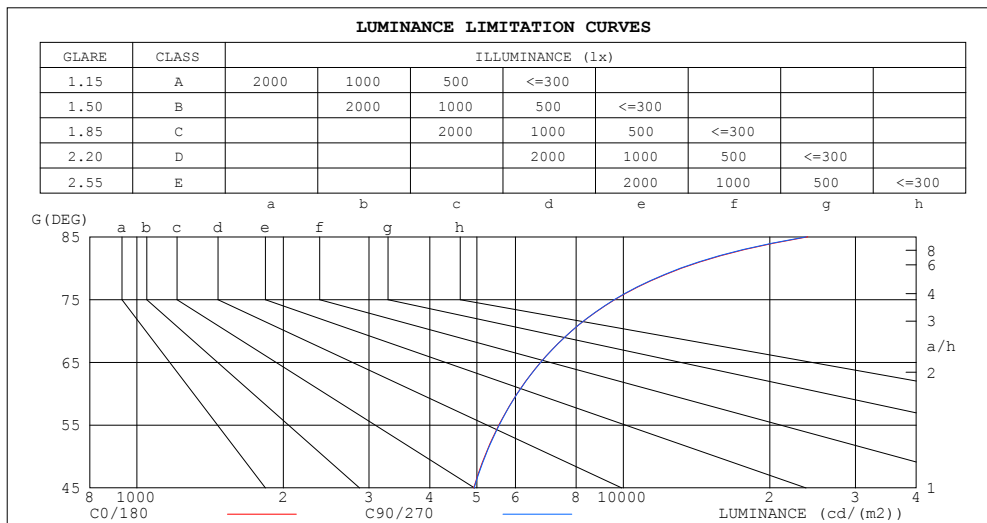
%lamp = 48.2%

C Range: 0 - 360DEG
 C Interval: 15.0DEG
 Test Speed: HIGH
 Temperature:25.3DEG
 Operators:Qin Meng
 Test Date:2025-06-27

γ Range: 0 - 180DEG
 γ Interval: 1.0DEG
 Test System:EVERFINE GO-2000B_V1 SYSTEM V2.00.421
 Humidity:65.0%
 Test Distance:7.390m [K=1.0000]
 Remarks:

LUMINANCE LIMITATION CURVES

Test:U:120.00V I:0.0640A P:7.5400W PF:0.9810 Freq:60.00Hz Lamp Flux:733.455x1 lm		
NAME:	TYPE:	WEIGHT:
SPEC.:3000K	DIM.:	SERIAL No.:
MFR.:	SUR.: ϕ 140*70mm	Shielding Angle:



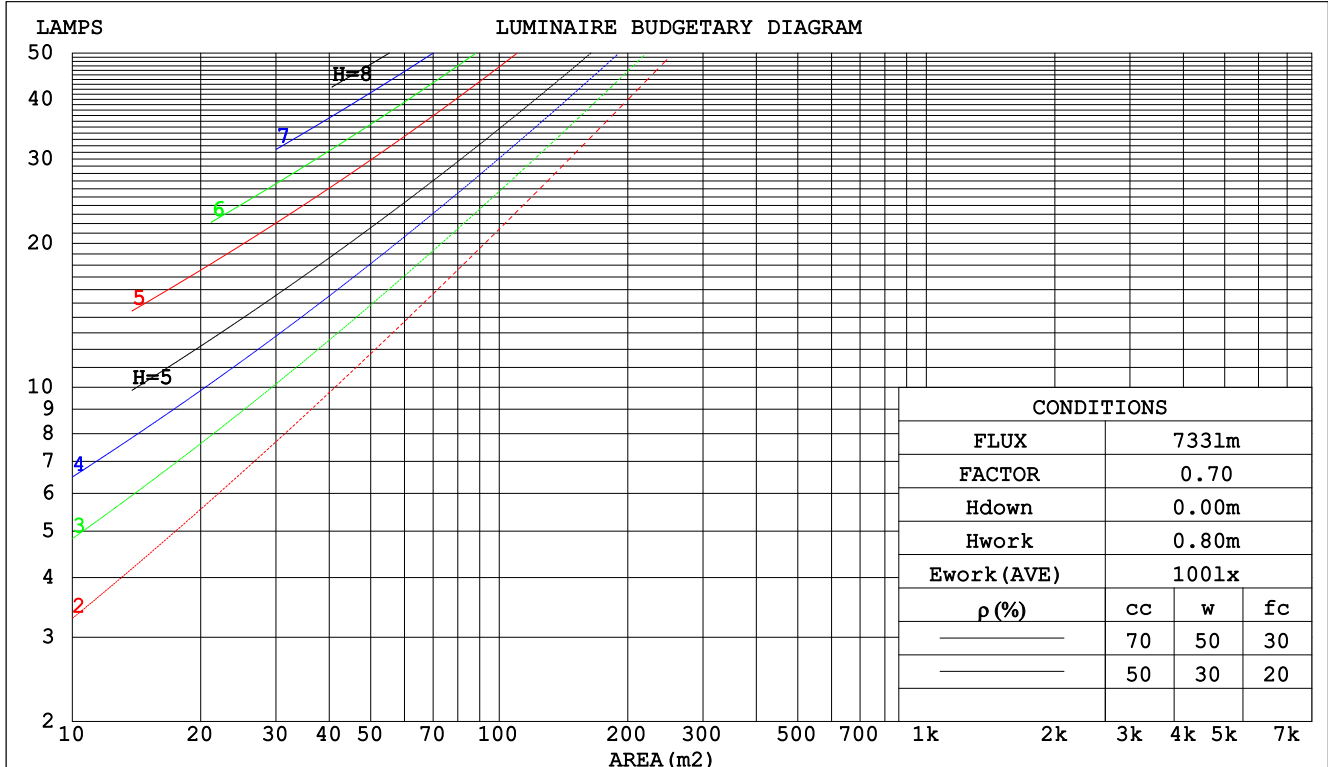
C Range: 0 - 360DEG
C Interval: 15.0DEG
Test Speed: HIGH
Temperature:25.3DEG
Operators:Qin Meng
Test Date:2025-06-27

γ Range: 0 - 180DEG
 γ Interval: 1.0DEG
Test System:EVERFINE GO-2000B_V1 SYSTEM V2.00.421
Humidity:65.0%
Test Distance:7.390m [K=1.0000]
Remarks:

CU AND LUMINAIRE BUDGETARY ESTIMATE DIAGRAM

Test:U:120.00V I:0.0640A P:7.5400W PF:0.9810 Freq:60.00Hz Lamp Flux:733.455x1 lm		
NAME:	TYPE:	WEIGHT:
SPEC.:3000K	DIM.:	SERIAL No.:
MFR.:	SUR.: ϕ 140*70mm	Shielding Angle:

ρ_{cc}	80%			70%			50%			30%			10%			0
ρ_w	50%	30%	10%	50%	30%	10%	50%	30%	10%	50%	30%	10%	50%	30%	10%	0
ρ_{fc}	20%			20%			20%			20%			20%			0
RCR	RCR:Room Cavity Ratio						Coefficients of Utilization(CU)									
0.0	1.14	1.14	1.14	1.10	1.10	1.10	1.00	1.00	1.00	.92	.92	.92	.84	.84	.84	.81
1.0	.94	.88	.83	.89	.84	.79	.81	.77	.73	.74	.71	.68	.67	.65	.62	.59
2.0	.79	.71	.64	.76	.68	.62	.69	.63	.57	.63	.58	.53	.57	.53	.49	.46
3.0	.68	.59	.51	.65	.57	.50	.59	.52	.46	.54	.48	.43	.49	.44	.40	.37
4.0	.60	.50	.43	.57	.48	.41	.52	.45	.39	.47	.41	.36	.43	.38	.33	.30
5.0	.53	.43	.36	.51	.42	.35	.46	.39	.33	.42	.36	.31	.38	.33	.28	.26
6.0	.47	.38	.31	.45	.36	.30	.41	.34	.28	.38	.31	.26	.35	.29	.25	.22
7.0	.43	.33	.27	.41	.32	.26	.38	.30	.25	.34	.28	.23	.31	.26	.22	.19
8.0	.39	.30	.24	.37	.29	.23	.34	.27	.22	.31	.25	.20	.29	.23	.19	.17
9.0	.35	.27	.21	.34	.26	.20	.31	.24	.19	.29	.23	.18	.27	.21	.17	.15
10.0	.32	.24	.19	.31	.24	.18	.29	.22	.17	.27	.21	.16	.25	.19	.15	.14



C Range: 0 - 360DEG
C Interval: 15.0DEG
Test Speed: HIGH
Temperature:25.3DEG
Operators:Qin Meng
Test Date:2025-06-27

γ Range: 0 - 180DEG
 γ Interval: 1.0DEG
Test System:EVERFINE GO-2000B_V1 SYSTEM V2.00.421
Humidity:65.0%
Test Distance:7.390m [K=1.0000]
Remarks:

WEC AND CCEC

Test:U:120.00V I:0.0640A P:7.5400W PF:0.9810 Freq:60.00Hz Lamp Flux:733.455x1 lm					
NAME:		TYPE:		WEIGHT:	
SPEC.:3000K		DIM.:		SERIAL No.:	
MFR.:		SUR.:Φ140*70mm		Shielding Angle:	

pcc	80%			70%			50%			30%			10%			0	
pw	50%	30%	10%	50%	30%	10%	50%	30%	10%	50%	30%	10%	50%	30%	10%	0	
pfc	20%			20%			20%			20%			20%			0	
RCR	RCR:Room Cavity Ratio						Wall Exitance Coefficients(WEC)										
0.0																	
1.0	.418	.238	.075	.405	.231	.073	.380	.218	.070	.357	.206	.066	.336	.195	.063		
2.0	.354	.194	.059	.342	.188	.058	.319	.178	.055	.299	.168	.052	.280	.158	.050		
3.0	.310	.165	.049	.299	.160	.048	.279	.151	.046	.260	.143	.044	.243	.135	.042		
4.0	.277	.144	.042	.267	.140	.041	.249	.132	.039	.232	.124	.038	.216	.117	.036		
5.0	.250	.127	.037	.241	.124	.036	.224	.117	.034	.209	.110	.033	.194	.104	.031		
6.0	.228	.114	.033	.220	.111	.032	.205	.105	.031	.191	.099	.029	.177	.093	.028		
7.0	.209	.104	.029	.202	.101	.029	.188	.095	.027	.175	.090	.026	.163	.085	.025		
8.0	.194	.095	.027	.187	.092	.026	.174	.087	.025	.162	.082	.024	.151	.077	.023		
9.0	.180	.087	.024	.174	.085	.024	.162	.080	.023	.151	.076	.022	.141	.071	.021		
10.0	.168	.081	.022	.163	.078	.022	.152	.074	.021	.141	.070	.020	.132	.066	.019		

pcc	80%			70%			50%			30%			10%			0
pw	50%	30%	10%	50%	30%	10%	50%	30%	10%	50%	30%	10%	50%	30%	10%	0
pfc	20%			20%			20%			20%			20%			0
RCR	RCR:Room Cavity Ratio						Ceiling Cavity Exitance Coefficients (CCEC)									
0.0	.337	.337	.337	.288	.288	.288	.196	.196	.196	.113	.113	.113	.036	.036	.036	
1.0	.335	.303	.273	.287	.260	.235	.196	.179	.163	.113	.103	.095	.036	.033	.031	
2.0	.329	.280	.239	.282	.241	.207	.193	.167	.144	.111	.097	.084	.036	.031	.028	
3.0	.322	.264	.218	.276	.228	.189	.189	.158	.133	.109	.092	.078	.035	.030	.026	
4.0	.314	.252	.204	.269	.217	.177	.185	.151	.125	.107	.089	.074	.034	.029	.024	
5.0	.306	.242	.195	.263	.209	.169	.181	.146	.120	.105	.086	.071	.034	.028	.023	
6.0	.298	.234	.188	.256	.203	.164	.177	.142	.116	.103	.083	.069	.033	.027	.023	
7.0	.291	.227	.183	.250	.197	.160	.173	.138	.113	.100	.081	.067	.032	.027	.022	
8.0	.284	.222	.179	.244	.192	.156	.169	.135	.111	.098	.080	.066	.032	.026	.022	
9.0	.277	.217	.176	.239	.188	.154	.166	.132	.109	.096	.078	.065	.031	.026	.022	
10.0	.271	.213	.174	.234	.185	.152	.162	.130	.108	.095	.077	.064	.031	.025	.021	

C Range: 0 - 360DEG
C Interval: 15.0DEG
Test Speed: HIGH
Temperature:25.3DEG
Operators:Qin Meng
Test Date:2025-06-27

γ Range: 0 - 180DEG
γ Interval: 1.0DEG
Test System:EVERFINE GO-2000B_V1 SYSTEM V2.00.421
Humidity:65.0%
Test Distance:7.390m [K=1.0000]
Remarks:

UGR(Unified Glare Rating) Table

Test:U:120.00V I:0.0640A P:7.5400W PF:0.9810 Freq:60.00Hz Lamp Flux:733.455x1 lm											
NAME:					TYPE:			WEIGHT:			
SPEC.:3000K					DIM.:			SERIAL No.:			
MFR.:					SUR.: ϕ 140*70mm			Shielding Angle:			
ceiling/cavity	0.7	0.7	0.5	0.5	0.3	0.7	0.7	0.5	0.5	0.3	
walls	0.5	0.3	0.5	0.3	0.3	0.5	0.3	0.5	0.3	0.3	
working plane	0.2	0.2	0.2	0.2	0.2	0.2	0.2	0.2	0.2	0.2	
Room dimensions		Viewed crosswise					Viewed endwise				
x = 2H y = 2H		17.7	19.1	18.2	19.6	20.2	17.7	19.1	18.2	19.6	20.2
3H		20.3	21.6	20.9	22.2	22.8	20.3	21.6	20.9	22.2	22.8
4H		21.8	23.0	22.4	23.6	24.3	21.8	23.0	22.4	23.6	24.3
6H		23.4	24.6	24.0	25.2	25.8	23.4	24.5	24.0	25.1	25.8
8H		24.3	25.4	24.9	26.0	26.7	24.2	25.4	24.9	26.0	26.7
12H		25.3	26.4	25.9	27.0	27.7	25.2	26.3	25.9	27.0	27.7
4H 2H		18.5	19.8	19.1	20.3	21.0	18.5	19.8	19.1	20.3	21.0
3H		21.4	22.5	22.0	23.1	23.8	21.4	22.5	22.0	23.1	23.8
4H		23.0	24.0	23.6	24.6	25.4	23.0	24.0	23.6	24.6	25.4
6H		24.8	25.7	25.4	26.3	27.1	24.8	25.7	25.4	26.3	27.1
8H		25.8	26.6	26.4	27.3	28.1	25.7	26.6	26.4	27.3	28.0
12H		26.9	27.7	27.6	28.4	29.2	26.8	27.6	27.5	28.3	29.1
8H 4H		23.6	24.5	24.3	25.1	25.9	23.6	24.4	24.3	25.1	25.9
6H		25.7	26.4	26.4	27.1	27.9	25.6	26.4	26.4	27.1	27.9
8H		26.8	27.5	27.6	28.2	29.1	26.8	27.5	27.5	28.2	29.0
12H		28.2	28.8	28.9	29.5	30.4	28.2	28.7	28.9	29.5	30.3
12H 4H		23.8	24.5	24.4	25.2	26.0	23.7	24.5	24.4	25.2	26.0
6H		25.9	26.6	26.7	27.3	28.2	25.9	26.6	26.6	27.3	28.1
8H		27.2	27.8	28.0	28.5	29.4	27.2	27.8	27.9	28.5	29.4
Variations with the observer position at spacings:											
S = 1.0H		+ 0.1 / - 0.1					+ 0.1 / - 0.1				
1.5H		+ 0.2 / - 0.3					+ 0.2 / - 0.3				
2.0H		+ 0.3 / - 0.4					+ 0.3 / - 0.4				

CIE Pub.117, 733.5 lm Total Lamp Luminous Flux Corrected (8log(F/F0) = -1.1)
Area: 0.030788 m2

C Range: 0 - 360DEG
C Interval: 15.0DEG
Test Speed: HIGH
Temperature:25.3DEG
Operators:Qin Meng
Test Date:2025-06-27

γ Range: 0 - 180DEG
 γ Interval: 1.0DEG
Test System:EVERFINE GO-2000B_V1 SYSTEM V2.00.421
Humidity:65.0%
Test Distance:7.390m [K=1.0000]
Remarks:

UTILIZATION FACTORS TABLE

Test:U:120.00V I:0.0640A P:7.5400W PF:0.9810 Freq:60.00Hz Lamp Flux:733.455x1 lm		
NAME:	TYPE:	WEIGHT:
SPEC.:3000K	DIM.:	SERIAL No.:
MFR.:	SUR.:Φ140*70mm	Shielding Angle:

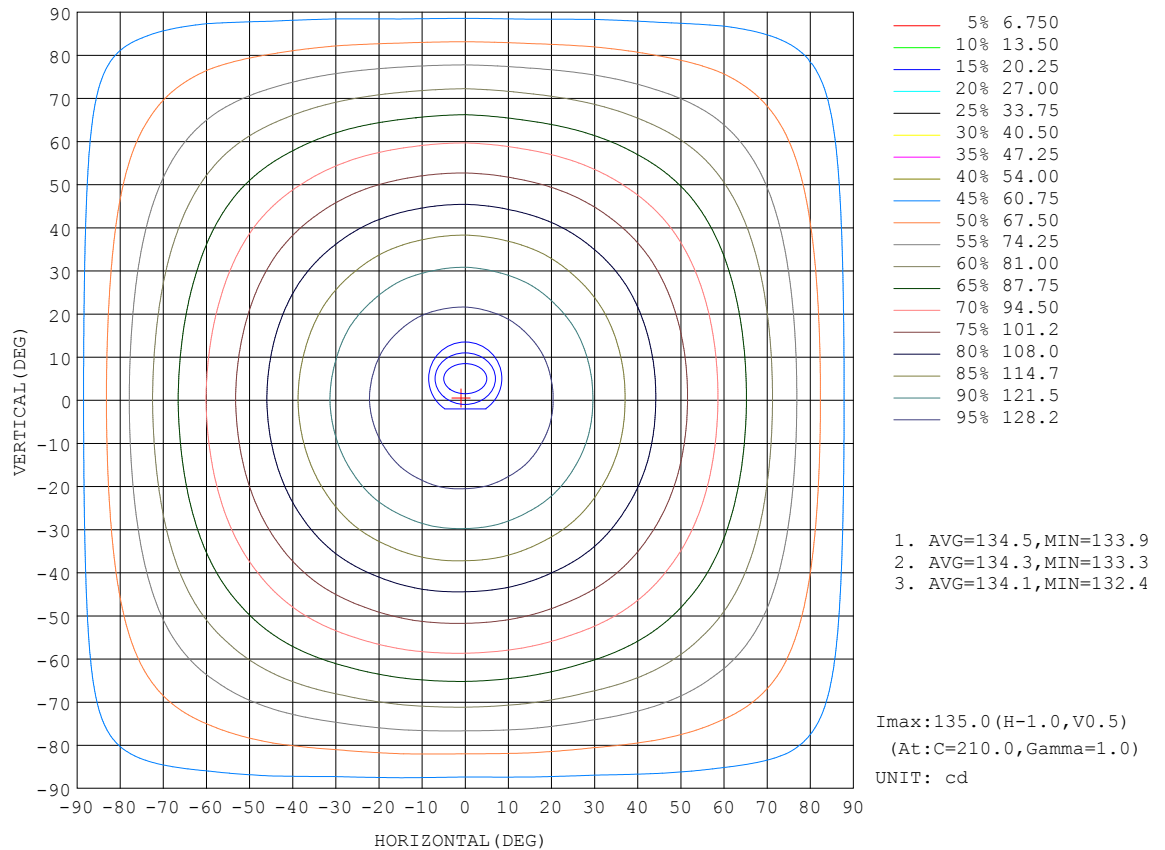
REFLECTANCE										
Ceiling	0.8	0.8	0.8	0.7	0.7	0.7	0.5	0.5	0.5	0
Walls	0.7	0.5	0.3	0.7	0.5	0.3	0.7	0.5	0.3	0
Working plane	0.2	0.2	0.2	0.2	0.2	0.2	0.2	0.2	0.2	0
ROOM INDEX	UTILIZATION FACTORS (PERCENT) $k(RI) \times RCR = 5$									
$k = 0.60$	45	33	25	44	32	25	43	31	25	18
0.80	54	41	32	53	40	32	50	39	31	23
1.00	62	48	39	60	47	39	56	48	38	29
1.25	69	55	46	66	54	45	62	51	44	34
1.50	74	61	52	71	59	51	66	56	49	38
2.00	81	69	60	78	67	59	72	63	56	44
2.50	86	75	66	83	72	65	76	68	61	48
3.00	90	80	72	86	77	70	79	72	66	52
4.00	95	86	79	91	83	76	84	77	72	57
5.00	98	90	84	94	87	81	86	81	76	60
ROOM INDEX	UF(total)									Direct
According to DIN EN 13032-2 2004			Suspended					SHRNOM = 1.25		

C Range: 0 - 360DEG
C Interval: 15.0DEG
Test Speed: HIGH
Temperature:25.3DEG
Operators:Qin Meng
Test Date:2025-06-27

γ Range: 0 - 180DEG
 γ Interval: 1.0DEG
Test System:EVERFINE GO-2000B_V1 SYSTEM V2.00.421
Humidity:65.0%
Test Distance:7.390m [K=1.0000]
Remarks:

ISOCANDELA DIAGRAM

Test:U:120.00V I:0.0640A P:7.5400W PF:0.9810 Freq:60.00Hz Lamp Flux:733.455x1 lm		
NAME:	TYPE:	WEIGHT:
SPEC.:3000K	DIM.:	SERIAL No.:
MFR.:	SUR.:Φ140*70mm	Shielding Angle:



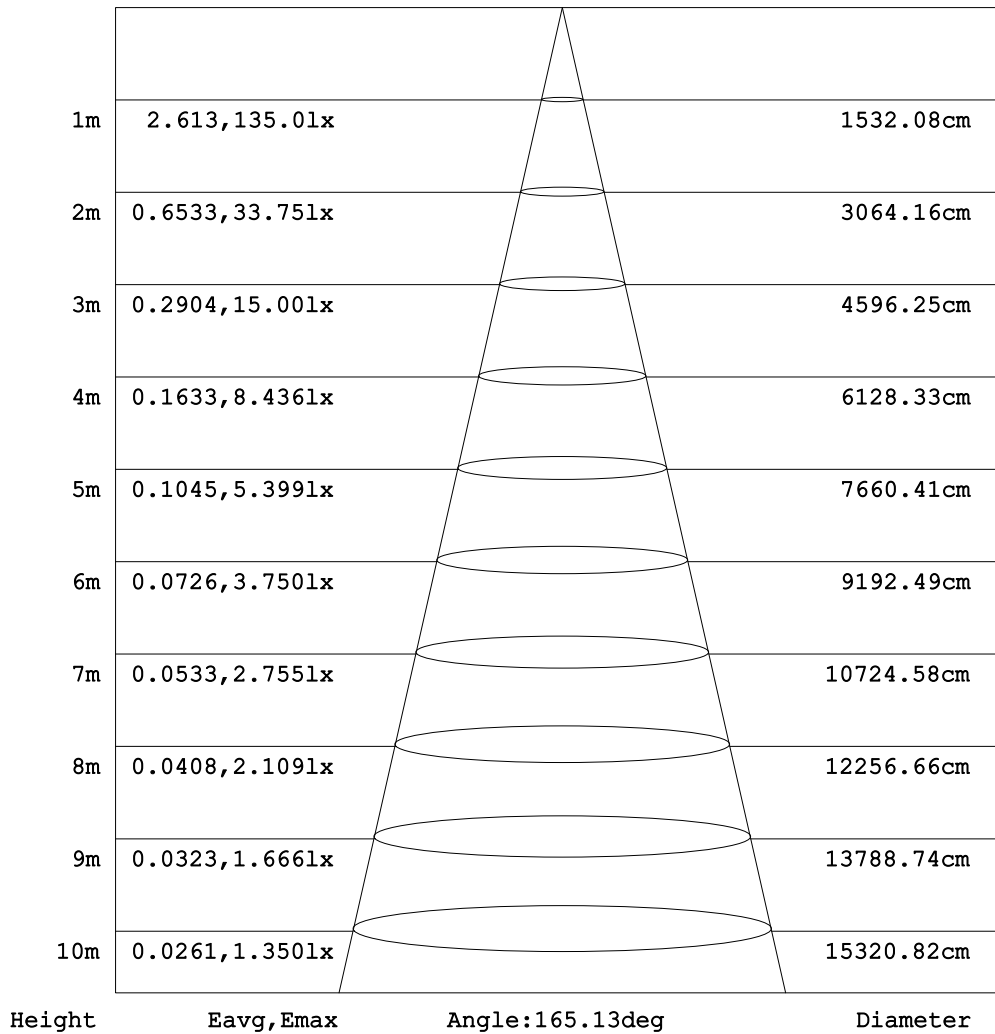
C Range: 0 - 360DEG
C Interval: 15.0DEG
Test Speed: HIGH
Temperature:25.3DEG
Operators:Qin Meng
Test Date:2025-06-27

γ Range: 0 - 180DEG
γ Interval: 1.0DEG
Test System:EVERFINE GO-2000B_V1 SYSTEM V2.00.421
Humidity:65.0%
Test Distance:7.390m [K=1.0000]
Remarks:

AAI Figure

Test:U:120.00V I:0.0640A P:7.5400W PF:0.9810 Freq:60.00Hz Lamp Flux:733.455x1 lm		
NAME:	TYPE:	WEIGHT:
SPEC.:3000K	DIM.:	SERIAL No.:
MFR.:	SUR.:Φ140*70mm	Shielding Angle:

Flux out:544.6 lm



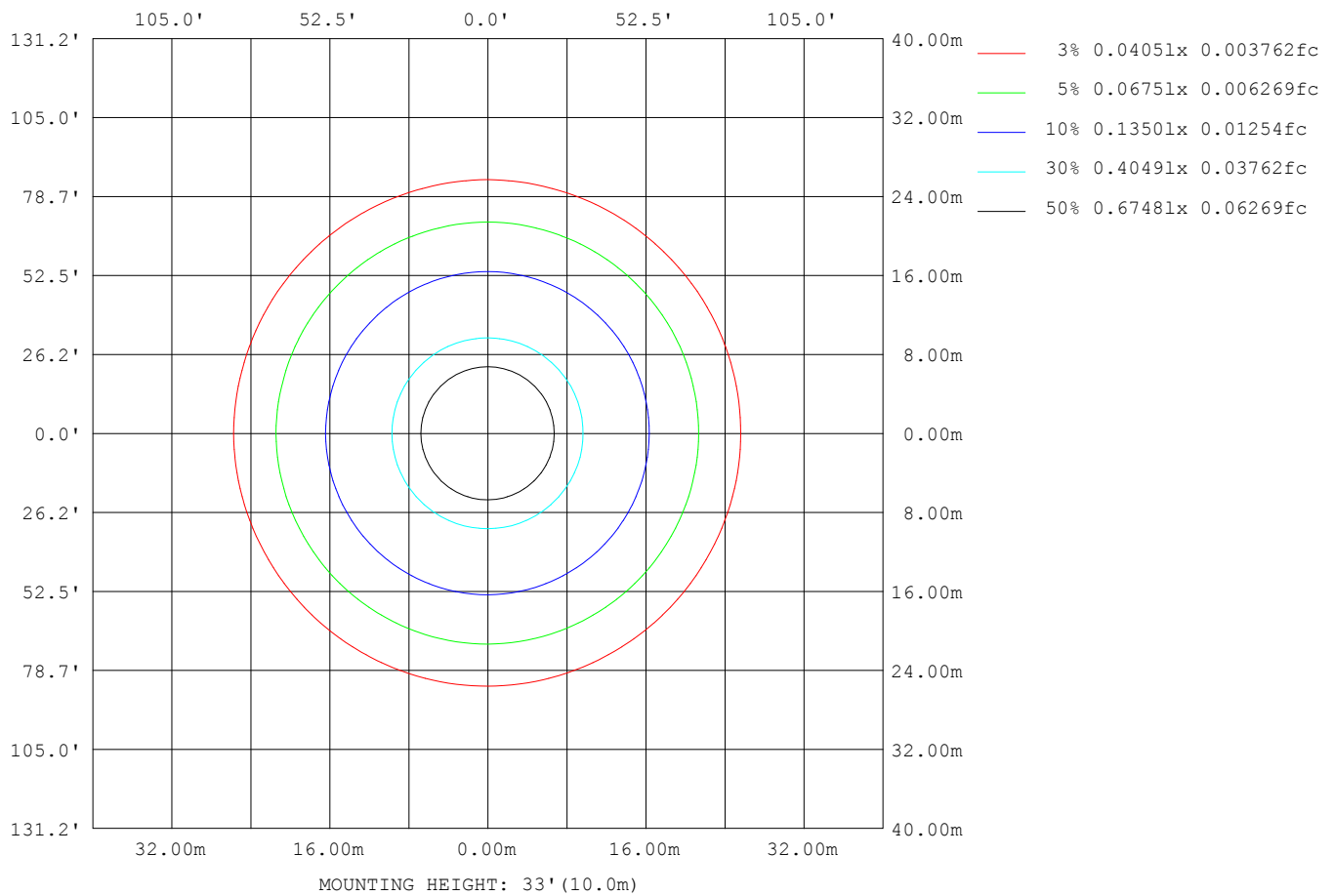
Note:The Curves indicate the illuminated area and the average illumination when the luminaire is at different distance.

C Range: 0 - 360DEG
 C Interval: 15.0DEG
 Test Speed: HIGH
 Temperature:25.3DEG
 Operators:Qin Meng
 Test Date:2025-06-27

γ Range: 0 - 180DEG
 γ Interval: 1.0DEG
 Test System:EVERFINE GO-2000B_V1 SYSTEM V2.00.421
 Humidity:65.0%
 Test Distance:7.390m [K=1.0000]
 Remarks:

ISOLUX DIAGRAM

Test:U:120.00V I:0.0640A P:7.5400W PF:0.9810 Freq:60.00Hz Lamp Flux:733.455x1 lm		
NAME:	TYPE:	WEIGHT:
SPEC.:3000K	DIM.:	SERIAL No.:
MFR.:	SUR.:Φ140*70mm	Shielding Angle:



C Range: 0 - 360DEG
 C Interval: 15.0DEG
 Test Speed: HIGH
 Temperature:25.3DEG
 Operators:Qin Meng
 Test Date:2025-06-27

γ Range: 0 - 180DEG
 γ Interval: 1.0DEG
 Test System:EVERFINE GO-2000B_V1 SYSTEM V2.00.421
 Humidity:65.0%
 Test Distance:7.390m [K=1.0000]
 Remarks:

LED Avg.L Report

Test:U:120.00V I:0.0640A P:7.5400W PF:0.9810 Freq:60.00Hz Lamp Flux:733.455x1 lm		
NAME:	TYPE:	WEIGHT:
SPEC.:3000K	DIM.:	SERIAL No.:
MFR.:	SUR.:Φ140*70mm	Shielding Angle:

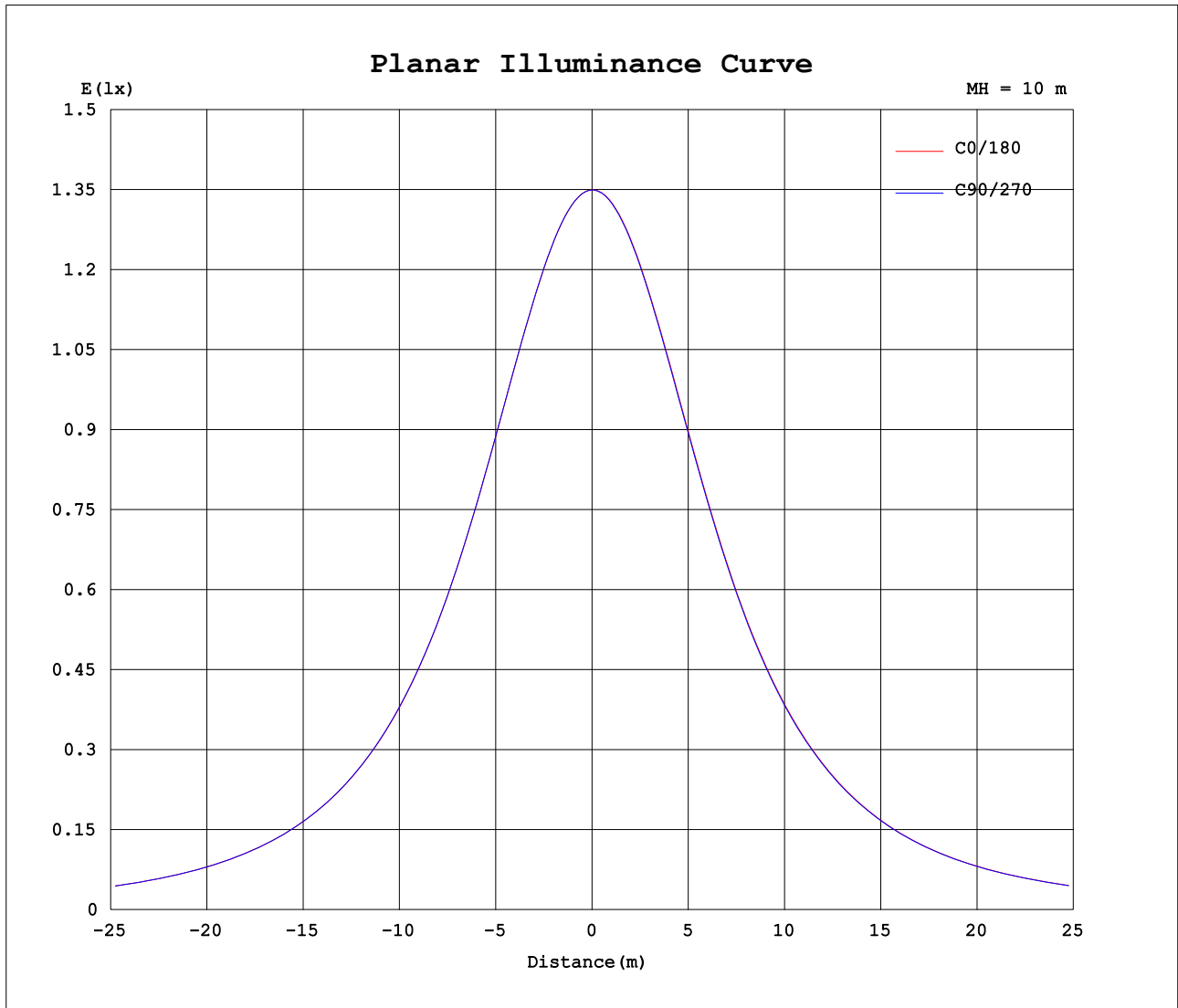
AvgL	cd/m2
L_0~180 (65) av	6817
L_0~180 (75) av	9692
L_0~180 (85) av	24118
L_90~270 (65) av	6802
L_90~270 (75) av	9664
L_90~270 (85) av	24022
L_45 (65) av	6769
L_45 (75) av	9626
L_45 (85) av	24067

Standard: GB/T 29293-2012

C Range: 0 - 360DEG
C Interval: 15.0DEG
Test Speed: HIGH
Temperature:25.3DEG
Operators:Qin Meng
Test Date:2025-06-27

γ Range: 0 - 180DEG
γ Interval: 1.0DEG
Test System:EVERFINE GO-2000B_V1 SYSTEM V2.00.421
Humidity:65.0%
Test Distance:7.390m [K=1.0000]
Remarks:

Planar Illuminance Curve



C Range: 0 - 360DEG
C Interval: 15.0DEG
Test Speed: HIGH
Temperature: 25.3DEG
Operators: Qin Meng
Test Date: 2025-06-27

γ Range: 0 - 180DEG
 γ Interval: 1.0DEG
Test System: EVERFINE GO-2000B_V1 SYSTEM V2.00.421
Humidity: 65.0%
Test Distance: 7.390m [K=1.0000]
Remarks:

LUMINOUS DISTRIBUTION INTENSITY DATA

Test:U:120.00V I:0.0640A P:7.5400W PF:0.9810 Freq:60.00Hz Lamp Flux:733.455x1 lm																		
NAME:									TYPE:					WEIGHT:				
SPEC.:3000K									DIM.:					SERIAL No.:				
MFR.:									SUR.:Φ140*70mm					Shielding Angle:				

Table--1

UNIT: cd

C (DEG) γ (DEG)	0	15	30	45	60	75	90	105	120	135	150	165	180	195	210	225	240	255	270
0	135	135	135	135	135	135	135	135	135	135	135	135	135	135	135	135	135	135	135
5	134	134	134	134	134	134	134	135	135	135	135	135	135	135	135	135	135	135	135
10	133	133	133	133	133	133	133	133	133	134	134	134	134	134	134	134	134	134	134
15	131	131	131	131	131	131	131	131	131	132	132	132	132	132	132	132	132	132	132
20	128	128	128	128	128	129	129	129	129	129	129	129	130	130	130	129	129	129	129
25	125	125	125	125	125	125	125	125	126	126	126	126	126	126	126	126	126	126	126
30	121	121	121	121	121	121	121	122	122	122	122	122	123	123	123	122	122	122	122
35	117	117	117	117	117	117	117	117	117	118	118	118	118	118	118	118	118	118	118
40	112	112	112	112	112	112	112	112	113	113	113	113	114	114	114	113	113	113	113
45	107	107	107	107	107	107	107	108	108	108	108	109	109	109	109	109	109	108	108
50	103	103	102	102	102	103	103	103	103	104	104	104	104	104	104	104	104	104	104
55	98.0	97.8	97.6	97.6	97.6	97.9	98.1	98.4	98.4	98.7	98.8	99.2	99.6	99.4	99.4	99.2	99.2	99.0	99.1
60	93.1	92.9	92.6	92.6	92.5	92.9	93.2	93.4	93.3	93.6	93.7	94.2	94.6	94.4	94.4	94.1	94.2	94.1	94.2
65	88.0	87.7	87.3	87.3	87.2	87.6	88.0	88.1	88.0	88.2	88.3	88.9	89.4	89.0	89.0	88.8	88.9	88.8	89.0
70	82.4	82.2	81.7	81.7	81.6	82.1	82.4	82.5	82.3	82.6	82.7	83.4	83.9	83.5	83.4	83.2	83.3	83.3	83.6
75	76.5	76.5	75.9	75.9	75.8	76.3	76.4	76.6	76.4	76.7	76.8	77.4	77.9	77.6	77.6	77.4	77.5	77.5	77.7
80	70.4	70.4	70.0	70.0	69.7	70.1	70.0	70.4	70.3	70.6	70.7	71.2	71.6	71.4	71.5	71.3	71.5	71.3	71.4
85	64.2	64.3	63.9	63.9	63.7	63.8	63.7	64.0	64.1	64.5	64.5	64.8	65.2	65.1	65.3	65.2	65.3	65.1	65.2
90	58.0	58.1	57.7	57.7	57.4	57.5	57.4	57.7	57.8	58.1	58.2	58.5	58.8	58.8	59.0	58.8	59.0	58.8	58.9
95	51.8	51.8	51.5	51.4	51.2	51.3	51.1	51.4	51.4	51.8	51.8	52.1	52.5	52.4	52.6	52.5	52.7	52.5	52.7
100	44.6	44.9	45.2	45.2	44.9	44.4	44.2	44.2	45.1	45.5	45.5	44.9	45.6	45.4	46.4	46.2	46.5	45.3	45.8
105	34.6	36.7	39.0	39.1	38.7	36.1	35.0	35.3	38.8	39.3	39.2	36.0	36.0	37.1	40.1	40.0	40.1	36.1	36.4
110	22.7	29.3	32.7	33.1	32.5	28.9	24.3	27.8	32.3	33.3	32.8	28.6	24.9	29.6	33.7	33.9	33.5	28.2	25.3
115	13.6	22.7	26.6	27.4	26.5	22.6	17.2	21.6	26.0	27.3	26.5	22.4	17.6	23.2	27.4	28.0	27.0	22.0	17.5
120	9.52	17.1	20.9	21.8	20.8	17.4	13.8	16.5	20.2	21.7	20.7	17.2	14.3	17.8	21.6	22.3	21.1	17.0	14.3
125	7.05	12.4	15.7	16.7	15.7	13.0	10.7	12.3	15.1	16.5	15.5	12.9	11.3	13.4	16.3	17.1	15.9	12.8	11.6
130	4.95	8.81	11.3	12.2	11.3	9.38	7.97	8.80	10.7	11.9	11.1	9.31	8.45	9.64	11.8	12.4	11.4	9.27	8.72
135	3.64	6.17	7.74	8.49	7.74	6.44	5.70	6.08	7.28	8.19	7.53	6.45	6.09	6.65	8.09	8.59	7.83	6.50	6.28
140	3.05	4.33	5.21	5.76	5.23	4.32	3.93	4.08	4.84	5.44	5.02	4.34	4.27	4.51	5.42	5.75	5.24	4.45	4.34
145	2.36	2.74	3.43	3.81	3.45	2.84	2.58	2.63	3.11	3.47	3.24	2.83	2.85	2.99	3.50	3.73	3.44	2.95	2.86
150	1.44	1.62	2.05	2.26	2.04	1.64	1.47	1.47	1.73	1.96	1.84	1.63	1.64	1.76	2.04	2.16	2.03	1.70	1.62
155	0.31	0.74	0.95	1.04	0.91	0.70	0.56	0.54	0.63	0.77	0.74	0.65	0.65	0.71	0.90	0.97	0.83	0.64	0.63
160	0.00	0.00	0.09	0.11	0.04	0.00	0.00	0.00	0.00	0.00	0.00	0.00	0.00	0.00	0.00	0.00	0.00	0.00	0.00
165	0.00	0.00	0.00	0.00	0.00	0.00	0.00	0.00	0.00	0.00	0.00	0.00	0.00	0.00	0.00	0.00	0.00	0.00	0.00
170	0.00	0.00	0.00	0.00	0.00	0.00	0.00	0.00	0.00	0.00	0.00	0.00	0.00	0.00	0.00	0.00	0.00	0.00	0.00
175	0.00	0.00	0.00	0.00	0.00	0.00	0.00	0.00	0.00	0.00	0.00	0.00	0.00	0.00	0.00	0.00	0.00	0.00	0.00
180	0.00	0.00	0.00	0.00	0.00	0.00	0.00	0.00	0.00	0.00	0.00	0.00	0.00	0.00	0.00	0.00	0.00	0.00	0.00

C Range: 0 - 360DEG
C Interval: 15.0DEG
Test Speed: HIGH
Temperature:25.3DEG
Operators:Qin Meng
Test Date:2025-06-27

γ Range: 0 - 180DEG
γ Interval: 1.0DEG
Test System:EVERFINE GO-2000B_V1 SYSTEM V2.00.421
Humidity:65.0%
Test Distance:7.390m [K=1.0000]
Remarks:

LUMINOUS DISTRIBUTION INTENSITY DATA

Test:U:120.00V I:0.0640A P:7.5400W PF:0.9810 Freq:60.00Hz Lamp Flux:733.455x1 lm					
NAME:			TYPE:		WEIGHT:
SPEC.:3000K			DIM.:		SERIAL No.:
MFR.:			SUR.:Φ140*70mm		Shielding Angle:

Table--2

UNIT: cd

C (DEG) γ (DEG)	285	300	315	330	345														
0	135	135	135	135	135														
5	135	135	135	135	134														
10	133	133	133	133	133														
15	132	132	131	131	131														
20	129	129	129	129	129														
25	126	126	125	125	125														
30	122	122	122	122	121														
35	118	117	117	117	117														
40	113	113	112	112	112														
45	108	108	108	108	107														
50	103	103	103	103	103														
55	98.7	98.6	98.3	98.4	98.2														
60	93.7	93.6	93.3	93.4	93.3														
65	88.5	88.3	88.1	88.2	88.1														
70	83.0	82.8	82.6	82.7	82.6														
75	77.2	77.1	76.8	76.9	76.8														
80	71.1	71.2	70.9	71.0	70.7														
85	65.0	65.1	64.8	64.9	64.6														
90	58.8	58.9	58.7	58.7	58.4														
95	52.5	52.7	52.4	52.5	52.2														
100	45.7	46.5	46.2	46.1	44.7														
105	37.8	40.3	40.0	39.2	35.1														
110	30.5	34.0	33.7	31.8	25.9														
115	24.0	27.8	27.6	24.8	18.4														
120	18.6	22.0	21.9	18.7	11.7														
125	14.0	16.7	16.9	13.6	7.79														
130	10.1	12.1	12.5	9.70	5.54														
135	6.86	8.17	8.58	6.73	4.03														
140	4.51	5.19	5.56	4.50	2.94														
145	2.96	3.12	3.28	2.80	2.06														
150	1.71	1.63	1.48	1.35	0.82														
155	0.69	0.72	0.52	0.37	0.44														
160	0.00	0.00	0.00	0.00	0.00														
165	0.00	0.00	0.00	0.00	0.00														
170	0.00	0.00	0.00	0.00	0.00														
175	0.00	0.00	0.00	0.00	0.00														
180	0.00	0.00	0.00	0.00	0.00														

C Range: 0 - 360DEG
C Interval: 15.0DEG
Test Speed: HIGH
Temperature:25.3DEG
Operators:Qin Meng
Test Date:2025-06-27

γ Range: 0 - 180DEG
γ Interval: 1.0DEG
Test System:EVERFINE GO-2000B_V1 SYSTEM V2.00.421
Humidity:65.0%
Test Distance:7.390m [K=1.0000]
Remarks: